


Moonbeams 3

Every element of the MYC method comes together in the final level, solidifying the MYC student's foundation – and their ability to discover beyond.



The book cover features a green top section with the title 'MYC MOONBEAMS 3' in large, bold, black letters. Below this is a yellow-orange background with a large green piano keyboard graphic. The piano has a smiling sun logo on its lid and the text 'myc music for young children The High Note in Music Learning™'. To the left of the piano is a treble clef with musical notes, and to the right is a large black note with a yellow star and musical notes. At the bottom left, there is a cartoon eagle and two yellow musical notes with faces. The bottom of the cover is green and contains the MYC logo and website information.

MYC[®] MOONBEAMS[®] 3

myc
music for young children
The **High Note** in Music Learning™

myc.com
Quality music education since 1980.

Music for Young Children™
by Frances Balorda MEd., ARCT, LCCM(Hon), LNCM(Hon), RMT, MYCC

Introducing the new Moonbeams 3 Student Manual!

The following sections in your Student Manual correspond to various sections of your Teacher Manual.

E	Ensembles Student Manual: E Teacher Manual: Breese E	Two 5-part ensembles for percussion, percussion + piano, bells, and multiple piano parts (more than 2)
K	Keyboard Student Manual: K Tab Teacher Manual: K Tab	Seasonal, Jazz/Rag, Folk solos, duets and multi-piano repertoire.
L	Listening Student Manual: L Tab Teacher Manual: Breese L Tab	Ear training, guided listening and music history exercises.

MYC is proud to present a new book to its method that supports the final, critical steps that students need to achieve to help solidify their foundation of knowledge and education received while progressing through the MYC method.

This book is a combination of the following, individual books that are in the Moonbeams 3 level:

1. Breese
2. I am a Star
3. My You're Canadian
4. This is MY Country
5. Hoot'n'Hanon

mb3

The Moonbeams 3 weekly map has been updated to reflect the new divisions of material. The MB3 teacher's manual will initially use this booklet (in conjunction with Teacher Manual) to "connect" the existing Teacher Manual with the new Student Manual.

S	Singing Student Manual: S Teacher Manual: My You're Canadian & This is My Country	MYC songs, Canadian and American Folk Songs
W	Warmups Student Manual: W Teacher Manual: Technique	Technical exercises & Hanon exercises
SR	Sightreading Student Manual: W Teacher Manual: Exam Prep	Sightreading exercises (clap & play)

The main focus and motivation behind this revision is to streamline the material and information that is needed to be covered for the Moonbeams 3 level so teachers will no longer struggle to cover the curriculum and maintain the structure of an "MYC class".

This book will allow teachers and students to continue to experience a high level of enjoyment in their final level of MYC.

Combining multiple books into one publication reflects the current format and presentation of MYC's other core levels – directly removing the need to prepare and transition families from one level of management to another.

It immediately reduces wasted time and frustration for both teacher and students switching from one book to another – both during class time and practice at home.

A variety of material from the previous publications have been moved to the appropriate section, removed completely and some has been updated to reflect changes from accredited conservatories.

Every asset in the new Moonbeams 3 student manual has been re-typeset to ensure one, consistent, professional and updated look throughout the book.

E - Ensemble Section

Ensemble playing – not only at the piano, but with different percussion instruments – has always been part of the pedagogy of the MYC Method.

In Moonbeams 3 the students have achieved the ability to play complex, multi-part ensembles.

This not only heightens their level of musicianship – but also allows those students who experience a higher level of enjoyment away from the piano a chance to succeed.

The Ensemble section continues to include well-known (and enjoyed) ensemble pieces, and now includes ensemble playing opportunities that may have been missed due to their location in other publications.

Complete list of E section:

- Fred's invention
- Grande Valse Brilliante
- Pachebel's Canon
- Rondo Alla Turca
- America
- Cadence, Bells and Bass
- O Canada
- Driving to Muskoka
- Beethoven's Loss

- Land of the Silver Birch
- All the Pretty Horses
- Alouette
- The Nova Scotia Song
- Blue Moonbeams
- Simple Gifts
- Sheep May Safely Graze
- A Sprinkling of Christmas
- Angels We Have Heard On High
- Deck the Halls

Styles of Ensembles

- Percussion only
- Percussion & Piano
- Multi-piano

moonbeams 3

Keyboard Section

While the majority of repertoire for Moonbeams 3 comes from conservatory books, it is important that a variety of styles remains present.

This keyboard section primarily contains the songs from the “I am a Star” book (seasonal and blues/rag selections), but also now includes duet and multi-piano repertoire that was previously in “My You’re Canadian”, “This is MY County”, and “Breese”.

Complete list of KS Section:

- Theme From Canon in D – Pachelbel
- MYC Rag
- Flunky Jim (Duet)
- I Got the Blues
- Waltz of the Flowers (Excerpt) (two piano/duet)
- It’s Rag Time!
- Angels We Have Heard on High
- Away in a Manger
- Chanuka
- Chag Purim
- Christmas Bells
- Christmas Morn Is Come Again
- Dance of the Reed Pipes
- Deck The Halls (2 variations)
- God Rest Ye Merry Gentlemen
- Good King Wenceslas
- Greensleeves
- Jingle Bells Shuffle
- Jingle Bells
- Jolly Old Saint Nicholas
- Joy to the Word (2 variations)
- S’Vivon – The Dreidl Song
- Silent Night (2 variations)
- The Holly and The Ivy
- Up on the House Top
- We Wish you a Merry Christmas (2 variations)
- Swing 2 for Santa

MYC Rag

I Got the Blues

We Wish You a Merry Christmas

Flunky Jim (Duet)

mb3

Listening

There are two sub-sections within the listening section: the guided listening/ music history exercises, and ear-training/listening exercises.

The changes and updates are focused on formatting for easier in-class/at-home use and updates to support the requirements from accredited conservatories.

1

Guided Listening/ Music History Spanning from Early to Modern Classical Music (monthly exercises)

L-1

Baroque Era

Approximately 1600-1750

Popular Composers:
Johann Sebastian Bach,
George Frederic
Handel, Antonio Vivaldi,
Domenico Scarlatti.

**Popular Keyboard
Instruments:**
Organ, clavichords and
harpsichord.

Important Developments:
Major/minor scales, dance
forms, chamber music, 48
Preludes and Fugues by
Bach, and opera was
invented.

What to listen for: More than one melody line, many ornaments

Title of Composition:

Composer:

Tempo:

Instrumentation:

Write a short list of things you heard in this music:

Copyright © 2020 by Music for Young Children by Frances Balodis Ltd.

L-8

Film Music

1890s - Present

Popular Composers:
Howard Arlen, Bernard
Herrman, John Williams,
Howard Shore, Danny
Elfman, Rachel
Portman, Hans Zimmer,
Joe Raposo

Various Mediums:
Films, television,
commercials, video
games and online
advertising – all of
them need music to
accompany and enrich

Compare and Contrast:
How does film music
compare to opera? What
does a scene feel like with
and without music?

What to listen for: Sounds and melodies to match themes and characters of the film

Title of Composition and Film:

Composer:

Tempo:

Instrumentation:

Write a short list of things you heard in this music:

Copyright © 2020 by Music for Young Children by Frances Balodis Ltd.

L-10

Listen to the music and find the errors:

1.

Notes Rhythm Dynamics
2.

Notes Rhythm Dynamics
3.

Notes Rhythm Dynamics

Copyright © 2020 by Music for Young Children by Frances Balodis Ltd.

Auditory & analytical listening exercises with focus on: Dynamics, Articulation, Accompaniment Styles, Tempo, Rhythm, Patterns and short melodic motives

L-13

Worksheet #2

Listen, find the line, and identify the mystery notes.

1. mi do _____

2. do mi _____

3. re do _____

1. mi re _____

2. re mi _____

3. do mi _____

1. do re _____

2. re mi _____

3. mi do _____

Copyright © 2020 by Music for Young Children by Frances Balodis Ltd.

L-18

Worksheet #7

Listen and identify the mystery notes.

1.

1.

2.

2.

3.

3.

4.

4.

Copyright © 2020 by Music for Young Children by Frances Balodis Ltd.

L-22

Major or Minor?

1.
2.
3.
4.
5.

Copyright © 2020 by Music for Young Children by Frances Balodis Ltd.

Singing

The variety of MYC Moonbeams songs are easily accessible and waiting to be sung at the beginning of each class!

Songs from “My You’re Canadian” and “This is My Country” have been combined into the singing section. Provincial/Regional specific folk songs remain to ensure the original pedagogic focus and purpose remains; however, many of these folk songs have crossed over from simply the province/region of origin and are known globally.

This section now allows teachers and students the flexibility to explore and discover many different areas of North America, including updated maps, worksheets and folk songs (with pencil-work).



Complete list of S section:

- Moonbeams
- We Are the Moonbeams Three
- Moonbeams Swing
- Graduation Song
- So Long, Farewell!
- Canadian Folk Song Intro
- American Folk Song Intro
- North American Map
- My Province: Map of Canada
- My State: Map of United States
- Facts about my Province/State worksheet
- O Canada
- The Star-Spangled Banner
- Land of the Silver Birch
- America the Beautiful
- My Country 'Tis of Thee
- A La Claire Fontaine
- All The Pretty Horses
- The Kelligrew's Soiree
- I'se The B'y
- The Squid-Jiffin' Ground
- Amazing Grace
- Buffalo Gals
- The Nova Scotia Song
- Peter Amerbley
- Clementine
- Pass the Spud
- Make New Friends
- Simple Gifts
- Donkey Riding
- Alouette
- D'ou Viens Tu
- Ye Maidens of Ontario
- Take Me Out to the Ball Game
- Red River Valley
- Flunky Jim
- Saskatchewan
- Home on the Range
- Will the Circle be Unbroken?
- The Wabash Canonball
- I've Been Working on the Railroad
- Klondike
- Where the Fraser River Flows
- She'll be Coming 'Round the Mountain

S-25

The Squid – Jiggin' Ground

KEY OF _____ BEATS
= ONE BEAT | IN A MEASURE

Oh this is the place where the fish - er - men
Some are work - ing their jig - gers while oth - er - ers are

gath - er, With oil - skins and boots and Cape - Anns bat - tened down, All
yarn - in' There's some stand - in' up and there's more ly - in down, While

si - zes of fi - gures with squid lines and jig - gers, they
all kinds of fun, jokes, and tricks are be - gun, As they

can - gre - gate here on the squid jig - gin' ground,
wait for the squid on the squid jig - gin' ground.

Copyright © 2020 by Music for Young Children by Frances Balodis Ltd.

S-39

Take Me Out to the Ball Game

KEY OF _____ BEATS
= ONE BEAT | IN A MEASURE

Batter up! Playball!

Take me out to the ball game.

Take me out with the crowd.

Buy me some pea - nuts and Crack - er Jack,

I don't care if I nev - er come back. And it's

Copyright © 2020 by Music for Young Children by Frances Balodis Ltd.

S-26

Amazing Grace

KEY OF _____ BEATS
= ONE BEAT | IN A MEASURE

Flowing

A - ma - zing grace! How sweet the sound That
saved a wretch like me. I
once was lost, but now am found, Was
blind, but now I see.

Copyright © 2020 by Music for Young Children by Frances Balodis Ltd.

S-55

Where the Fraser River Flows

Words: Joe Hill

KEY OF _____ BEATS
= ONE BEAT | IN A MEASURE

Fel - low work - ers, pay at - ten - tion to what I'm going to men - tion, For it
is the fixed in - ten - tion of the work - ers of the world. And I
hope you'll all be read - y, true heart - ed, brave and stead - y. To
gath - er round our stand - ard when the Red Flag is un - furled.

Refrain
Where the Fra - ser Ri - ver flows, each Fel - low work - er knows, They have
but - lied and op - pressed us, but still our u - nion grows; And we're
going to find a way boys, for short - ter hours and bet - ter pay boys: We're
going to win the day, boys, where the Fras - er Riv - er flows.

Copyright © 2020 by Music for Young Children by Frances Balodis Ltd.

Warm-up Section

The Canadian and US publications of “Hoot’n’Hanon” have been combined for the warm-up section. All technical exercises have been updated to reflect accredited conservatories and the Hanon exercises now mirror the same presentation as in the Master’s Toolbox.

The Provincial/Regional introductory information has been updated.

W-39

CDN Province: British Columbia
US Region: North East

I can play with my RH
 I can play with my LH
 I can play legato
 I can play staccato
 I can play 4 notes legato, 4 notes staccato
 I can play 4 notes staccato, 4 notes legato
 I can play with different dynamics

Copyright © 2020 by Music for Young Children by Frances Balodis Ltd.

Hanon

<p>1****545*34*23 5****121*32*43</p> <p>British Columbia North East</p>	<p>1*2345432 5*4321234</p> <p>Alberta Great Lakes Country</p>	<p>1****5432323 5****1234343</p> <p>Saskatchewan Pacific Surf</p>
<p>MB 432 1*2**543234 5*3**123432</p> <p>MB 234 Ontario & Manitoba Grand Canyon Heights & Plains Practice and Prairie Warmup</p>	<p>121*2**5432 545*3**1234</p> <p>Quebec Mississippi Mud</p>	<p>1*232*43*54 5*434*23*12</p> <p>New Brunswick Sunny Southern Skies</p>
<p>1*2*45*34*23 5*4*21*32*43</p> <p>Nova Scotia Appalachian Slopes</p>	<p>1*32*43*532 5*34*23*134</p> <p>Prince Edward Island Mid Atlantic States</p>	<p>1****545*3*5**2**5 5****121*3*1**4**1</p> <p>Newfoundland On Broadway</p>

Master’s Toolbox Hanon Cards

W-38

Music in British Columbia

Jean Coulthard (1908-2000) was the first West Coast composer to achieve international recognition. She composed almost every type of music including more than 50 pieces for children. Listening: **Canadian Mosaics**

Linda Niamath (b. 1939) wrote 11 albums of children’s music, most of which was written for her own students, and is an honorary fellow of the Royal Conservatory of Music. Listening: **Penguins**

Alexina Louie (b. 1949) was born in Vancouver and composes contemporary art music. Listening: **Distant Memories**

Diana Krall (b. 1964) was born in Nanaimo, on Vancouver Island. She began taking piano lessons at four years old. She is a jazz singer, pianist and top selling jazz artist. Listening: **Look of Love**

Michael Bublé (September 9, 1975) was born in Burnaby, BC, and is a multi-Grammy and Juno award singer and songwriter. As a boy, he wanted to be a hockey player when he grew up, and is now co-owner of Vancouver Giants. Listening: **Home**

Music in the North East

Aaron Copland (1900 – 1990) was born in Brooklyn, NY and began composing by age 9. He wrote pieces for voice, piano, chorus, orchestra, string quartets, ballet and film. His music is lively and descriptive and is still performed by orchestras today. Listening: **Appalachian Spring**

Charles Ives (1874 – 1954) was born in Danbury, CN. His father, a band director, noticed Charles banging at the piano by age 5. Charles began composing by age 13 and playing organ professionally at age 14. He also loved sports, especially baseball. Listening: **Symphony No. 2**

Billy Joel was born May 9, 1949 in Bronx, NY, and is a singer, pianist and songwriter, and five time Grammy Award winner. Joel is a member of the Rock n’ Roll Hall of Fame and has also recorded classical compositions for piano. Listening: **Piano Man**

Philip Glass born 1937 in Baltimore, MD, and is considered a “minimalist” composer, but he refers to his compositions as “music with repetitive structures.” Glass studied at the University of Chicago, the Juilliard School, and with Nadia Boulanger. Listening: **The Hours**

Copyright © 2020 by Music for Young Children by Frances Balodis Ltd.

Regional Composers and Artists

W-1

C Major

Major Scale

Contrary Motion Scale

Chromatic Scale

Copyright © 2020 by Music for Young Children by Frances Balodis Ltd.

C Major Exercises

mb3

Sight-Reading

This section includes multiple, progressive sight-reading (clap and play) exercises to prepare Moonbeams 3 students for their first piano exam.


Rhythm values/patterns, interval progression and distances and melody patterns have been updated to reflect a variety of accredited conservatories.

Music You Clap! SR-7


Clapping and Tapping Tips

- What is the time signature?
- Are there rests?
- Find any repeated rhythms.
- Establish a beat before you begin to clap (one measure).


25.




26.



27.



28.




Copyright © 2020 by Music for Young Children by Frances Balodis Ltd.


Sight Reading SR-19

- Find - stepping down so low
- jump up
- jump down
- Name the key _____
- What is the dynamic? _____
- Place your finger - on the starting note in the right hand
- on the starting note in the left hand
- Play with a steady beat.

9.



10.



Copyright © 2020 by Music for Young Children by Frances Balodis Ltd.

Summary

As you prepare your classes for the exciting journey that Moonbeams 3 leads them on, it is important to consider a few things.

1. Curriculum Map

Always use the most current map. This is available on your teacher account at myc.com

2. Supplementary Books

Decide which supplementary or conservatory books you'd like to use. Have the students been prepared for the chosen stream in SB3 or MB2. The map will also help in knowing when to assign each piece.

3. The Teacher Manual

Your Teacher Manual is a very rich resource! It is full of ideas, extension activities, resources and tips to help you organize your year efficiently. The ideas will help you personalize and enrich your teaching style, while sticking to the "MYC Way" of learning.

4. Support

The Student Manual and Teacher Manual are just two of the many items in your teaching tool kit. Nothing can replace the personal support you will receive from your coordinator, MYC colleagues, and the staff at MYC head office. Never hesitate to reach out to these people, on good days or bad!



myc

music for young children